

Breakout Session Presentation Contest

Proposal Form

Presenters: _____

School: _____

School Address: _____ City _____ Zip _____

Teacher Leader Name: _____ Email Address: _____

Phone Number: (_____) _____ Cell Phone Number: (_____) _____

WORKSHOP FORMAT: (Check one) See following page for descriptions of each format

Debate Demonstration Panel Make-and-Take Collaborative Learning Skill Building

Other: Explain _____

TRAFLES Area: _____

Title of Session: _____

Please write a brief description of your presentation. This will appear in the conference program.

Description:

Please attach your presentation outline

Equipment needed: Please indicate what you will need to do your presentation. (i.e. Projectors, screens, table; if you need a computer, you will have to bring your own computer).

ROOM SET-UP: Whenever possible, the room will be set up as requested. However, some set-ups are not possible with all facilities. Please indicate the type of set-up you would prefer.

Classroom Style Banquet Style Theatre Style Other: Explain _____

Breakout Session Helpful Information

Conference Objectives

TAFE's goal is to offer a variety of exciting and interactive workshops for students and teacher leaders. In addition to professional development in areas related to teaching (such as brain-based instruction, tips for classroom management, etc.), TAFE would like to encourage students to think about how to use technology to teach all learners.

Conference Audience

Jr. High school students through college seniors and their TAFE chapter Teacher Leaders

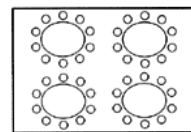
Workshop Formats

Sessions will be 40 minutes long. Please consider a variety of formats for your presentation before you decide what would work best. Interactive sessions engage the audience. Students' workshop evaluations have clearly indicated that they are most engaged in sessions that involve them in hands-on activities or discussions. Lecturing with a PowerPoint slideshow won't hold their attention, so we will select proposals that will engage the audience. Please consider these formats for your workshop:

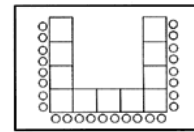
- **Debate:** Two or three debaters hold clearly differing points of view. A chairperson with a prepared set of questions moderates the session. This could work well with students as debaters and a Teacher Leader as moderator. Topics could include different aspects of No Child Left Behind, pros and cons of high-stakes testing, etc.
- **Demonstration:** This is a demonstration of a useful teaching tool or concept. The audience will come away with an understanding of how it is used, but will not have any hands-on opportunities to try the tool or apply the concept.

- **Panel:** This format focuses on an issue facing the field of education. Groups of two or three students or Teacher Leaders will offer short presentations on the panel's topic, allowing sufficient time for a question and answer session with the audience.
- **Collaborative learning:** This includes a presentation and discussion, with the majority of the session devoted to discussion and feedback. Presenters bring targeted questions on their topic to pose to the participants. This is ideal for networking and in-depth discussion on one topic.
- **Skill building workshop:** The presenter(s) teaches the participants a specific skill needed by teachers (or TAFE Teacher Leaders) and includes at least one exercise to let the participants practice the skill, perhaps in small groups.
- **Make and Take:** This is a hands-on how-to session. The audience will have opportunities to make and/or apply the useful teaching tools.

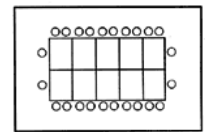
Room Set-Up



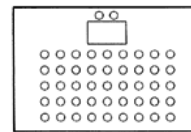
Banquet Style



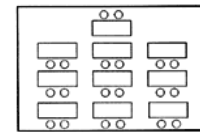
U-Shape Style



Conference Style



Theatre Style



Classroom Style