



TEXAS ASSOCIATION OF FUTURE EDUCATORS COMPETITIVE EVENTS

GENERAL INFORMATION FOR ALL EVENTS

(Event specific information begins on page 4)

Failure to follow the stated guidelines may result in disqualification of student competing.

All students wishing to compete in TAFE or Educators Rising events must complete the following:

- Be an active paid member of Educators Rising for the current school year. To join as a National Active level member, [click here](#) to create your account and then complete the online application and purchase process. Additionally - your chapter must have paid its TAFE State Dues for the current school year. **TAFE State dues must be paid in full by November 1st.**
- Register to attend your TAFE Area Conference or the TAFE Teach Tomorrow Summit. **Registration for the conference does not register your students for competitive events.**
- Sign up to compete in competitive events and submit all required materials by the stated deadline on the TAFE [Guidelines & Rubrics](#) page located on the [TAFE Website](#).

GENERAL RULES & REGULATIONS

NOTE: General rules and regulations apply to all competitive events and are in addition to each event's specific guidelines.

Eligibility

- Competitors must be a paid active-level student member of Educators Rising prior to competing at an Area or State Conference.
- Competitors can only compete in 3 events of which no more than 2 can be national events. ELF Test, Student of the Year, and Breakout Session do not count as part of the 3 events.
- For Educators Rising National Events, the Top 10 highest scoring entries in each level will be eligible to compete at the Educators Rising National Conference. In addition to being in the Top 10, students must have earned 70% of available points at Area to advance to State and 80% of available points at State to advance to Nationals.
 - Students may only compete in one individual event and one team event at the Educators Rising National Conference. Dual events count as an individual event.

Competitive Event Entries

- All submitted materials must reflect original work from the 2023-2024 school year. Materials that may have been created or submitted in previous years are **ineligible**. All competitors must complete a [Statement of Originality](#) form for each event they are participating in.
- Each competitive event guideline will identify what materials are required for submission prior to the conference. Failure to submit required materials by the deadline will result in disqualification. Files should be uploaded using this template for a file name: **division.schoolinitials.eventabbreviation for example: JV.RRHS.ED**
- All video files that are submitted in advance must be uploaded to [YouTube](#). All competitors should also have the video available offline on their computer or on a flash drive.
- All presentations or presentation resources should be available for offline use. Internet access may not be available at all locations.



TEXAS ASSOCIATION OF FUTURE EDUCATORS COMPETITIVE EVENTS

Levels of Competition

- The breakdown of grades noted below is used to designate levels for competitive event entries. Not all competitive events are open to all divisions. Please refer to the event guidelines to check the levels eligible to compete in that event. Teams consisting of students from varying grade levels should be registered in the level of the most senior member.
 - **Middle School** - Grades 7 & 8
 - **Junior Varsity** - Grades 9 & 10
 - **Varsity** - Grades 11 & 12
 - **Collegiate** - Undergraduate Students
 - **Special Edition** - This is for students who have an IEP. It is specifically designed to accommodate special needs students who require accommodations to compete.

Conference Registration, Attendance, & Participation in Events

- Teacher leaders must login to the TAFE website and register for the conference they are attending. **Registration for the conference does not register your students for competitive events.** Please follow the instructions provided on the [TAFE Website](#) to register for competitive events. Students whose teacher leader fails to register for the conference or competitive events before the deadline will not be allowed to attend or compete.
- Competitors should observe professional dress as defined by the [Dress Code Compliance Form](#). Students will not be allowed to compete if they are not compliant with the dress code. By attending any TAFE sponsored event or conference, you agree to be compliant with the dress code.
- **Judges scores are final - Teacher Leaders, Chaperones, and Parents are prohibited from approaching judges to discuss scoring or feedback.** If a school/district is found in violation of this, they will lose IN GOOD STANDING status with the TAFE association. All questions or concerns should be brought to the attention of the officers and/or TAFE Staff putting on the event.
- The schedule of competitors will be followed as closely as possible. Please understand that events can run behind and ahead of schedule throughout the day. Please be sure and follow all forms of TAFE communication so you do not miss the opportunity to compete.

Designation of Awards

- Students will receive awards based on the number of points scored on the event rubric. All those receiving a certificate will be recognized on screen during the Closing General Session at the Teach Tomorrow Summit. Awards will be given as follows. The following awards will be given at Area & State Conferences:
 - **National Qualifier** (Varying criteria - State Conference Only)
 - **State Qualifier** (Area conference Only)
 - **Gold Certificate** (90% to 100% of total points awarded only at State)
 - **Silver Certificate** (80% to 89% of total points awarded only at State)
 - **Bronze Certificate** (70% to 79% of total points awarded only at State)
 - **Did Not Place** (0% to 69% of total points awarded only at State)

Area TAFE Conference To-Do List

- Register for your local conference (**September 28, 2023 - October 10, 2023**)
- Register for competitive events (**September 28, 2023 - October 10, 2023**)

State TAFE Conference To-Do List

- Register to attend the 2023 TAFE State Conference (**December 11, 2023 - January 26, 2024**)
- Register for a time to compete at the 2023 TAFE State Conference (**January 29, 2024 - February 2, 2024**)



TEXAS ASSOCIATION OF FUTURE EDUCATORS
COMPETITIVE EVENTS


PROJECT VISUALIZE CONTEST

Entries Per Chapter	1 entry in each of the 6 TRAFLE areas
Type of Event	Dual (2 members must present)
State Competition	Yes
National Competition	No
National Education and Training Career Cluster Knowledge and Skill Statements	ESS02, ESS03, ESS07, ESS10, EDC01, EDC02, EDC03, EDC07
Principles of Education and Training TEKS	b4, 1A-J
Human Growth and Development TEKS	b4, 1A-J
Instructional Practices in Education and Training TEKS	b4, 1A-J; 4A-B; 8A-C; 9B
Practicum in Education and Training TEKS	b4, 1A-J; 4A-B; 5A-G; 7A-C); 8A-C; 9B
Child Development TEKS	b4, 1A-E
Child Guidance TEKS	b4, 1D; 10E-F

NOTE: The TEKS were selected from the Education and Training Career Cluster and the Human Services Career Cluster (specifically child development and child guidance) that were most applicable regardless of the specific project/topics selected for each event. However, depending on the specific projects, other TEKS might also apply.

OBJECTIVE: To develop chapter creativity, teamwork, time management, public speaking skills and organization skills by giving students an opportunity to highlight and present one of their local chapter projects. To share ideas and approaches to various TAFE project areas. To encourage chapters to participate at the state level. Allow students the opportunity to practice writing project summaries.

OVERVIEW: The Project Visualize Contest is a dual event that recognizes participants who illustrate **one** of their chapter's projects. Chapters may choose to enter one project for each of six of the TRAFLES areas (Service Project will have separate guidelines in the National Contests.) Contestants will thematically construct a cardboard tri-fold display (36" x 48"). Participants must prepare a **display** and an **oral presentation** introducing the display and summarizing the project.



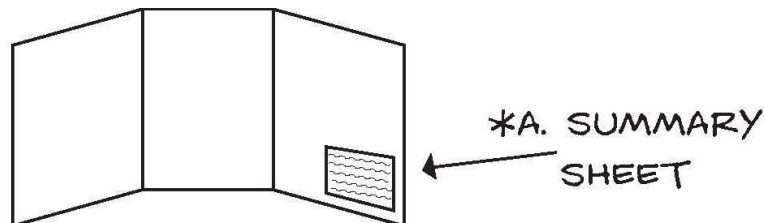
TEXAS ASSOCIATION OF FUTURE EDUCATORS COMPETITIVE EVENTS

CONTEST GUIDELINES:


- Each chapter may submit up to 1 entry for each of six of the TRAFLES areas (Service Project will have separate guidelines in the National Contests) at the area competition.
- Two students must present this display, and they must have an equal part in the presentation.
- Registration will be handled according to each area's guidelines.
- Contestants receiving a score of 90-100 will be recognized on stage during the final general session and will be qualified to advance to state.
- After receiving the Judge's Rubrics, the state qualifiers can make any needed corrections before going to state.

- **Display**

- Each chapter may submit up to 1 entry for each of the TRAFLES areas at the area competition.
- Two students must present this display, and they must have an equal part in the presentation.
- Registration will be handled according to each area's guidelines.
- Contestants receiving a score of 90-100 will be recognized during the final general session and will be qualified to advance to state.
- After receiving the Judge's Rubrics, the state qualifiers can make any needed corrections before going to state.
- The project will be depicted on a tri-fold display measuring 36" h x 48" w.
 - All information being considered must be on the front side of the tri-fold (attached to the tri-fold board).
 - Attachments or decorations may not extend more than 6 inches beyond the cardboard display edges.
 - The depth of the display cannot be more than 10".
- The display should include:
 - Summary Sheet: (See diagram below for proper placement of following information) on the lower right side of the tri-fold.
 - Name of school, school district, chapter size, town/city
 - 300 - 500-word summary of the project that includes:
 - Purpose and objectives
 - Brief description of the activities
 - Description of involvement of chapter members, other students, other organizations, faculty, and the community



- Name of project and selected TRAFLES area (choose only one area) printed on tri-fold. ***
- Pictures or illustrations of the project.
 - Items on the display may be purchased, hand designed, stenciled, die cut or computer generated.



TEXAS ASSOCIATION OF FUTURE EDUCATORS COMPETITIVE EVENTS

- **Presentation**

- Contestants will be given up to five (5) minutes to present their Project Visualize. At the end of five (5) minutes, contestants will be stopped.
- The presentation must include information from the Summary Sheet.
- Following the presentation, the judges will have five (5) minutes for questioning. This is an opportunity for the judges to ask questions to correct any judging errors before final ribbons are awarded.

CONTEST JUDGES' INFORMATION

- **Both Area and State:**

- The judging panel will consist of 1-2 adults and 1 student. (It is suggested that there be a panel of judges for every 10 displays.)
- The contestants will have five (5) minutes to give their presentations and will be stopped at the end of the 5 minutes. The timekeeper will give a one (1) minute warning after four (4) minutes have passed, and a thirty (30) second warning when thirty (30) seconds are remaining. At the end of five (5) minutes, a STOP sign will be held up and contestants will be asked to stop.
- After the presentation, judges will have five (5) minutes to ask questions and finish their rubric. If something was missed during the presentation, this is time to ask questions and get clarification. Each judge will prepare a Judge's Rubric for each competitor.
- The contestants will be judged against a standard of excellence rather than against each other.
- The same set of judges must judge the display and the presentation.

- **Area:**

- 90-100 are state qualifiers.
- Facilitators will follow the guidelines set up by their area.

- **State:**

- Facilitators will follow the General Instructions for Facilitators.
- Judges will follow the General Instructions for Judges.

PROJECT VISUALIZE

DETAILED SCORING RUBRIC

Guideline Adherence		
	5	0
Summary Sheet	The summary sheet contains title of project, names of presenters, school, district, city, and state.	The summary sheet does not include one or more of the following: title of project, names of presenters, school, district, city, and state.
Title of Project on board	Project title is displayed on the board	Project title is not displayed on the board
Purpose and Objectives	Contains purpose and objectives	Does not contain purpose and objectives
Description of Activities	Contains description of activities	Does not contain description of activities
Description of Chapter Involvement	Contains details of involvement by chapter members	Does not contain details of involvement by chapter members
Board Size	Board does not exceed 36" x 48" and 10" in depth.	Board exceeds 36" x 48" and 10" in depth.

Creativity			
	5 Accomplished	4 - 3 Commendable	2 - 1 Developing
Embellishments	Decorations and/or ornamentation contribute in a meaningful way to theme and information	Some decorations and/or ornamentation does not contribute in a meaningful way to theme or information	Decorations and/or ornamentation either does not contribute in a meaningful way or distracts from theme and information
Neatness	Adhesives (tape, glue, etc.) not visible; cut edges of paper straight and smooth; meticulousness/care in assembling board apparent	Adhesives (tape, glue, etc.) somewhat visible; some cut edges of paper not straight and smooth. Care in assembling board not apparent	Adhesives (tape, glue, etc.) obviously visible; many cut edges of paper not straight and smooth. Little or no care in assembling board
Overall Creativity	Offers an imaginative way of presenting information	Offers a limited imaginative way of presenting information	Little or no evidence of imagination
Originality of Ideas	Unique implementation of creative/imaginative ideas	Inspired from other sources and not totally unique	Obvious implementation of other sources and does not reflect students' own ideas

Presentation

	5 Accomplished	4 - 3 Commendable	2 - 1 Developing
Depth	The presentation reflects a deep and comprehensive understanding of the project and students articulate its impact with skilled nuance. The contestant expertly leverages the tri-fold to visualize the project.	The presentation reflects understanding of the project. The content of the tri-fold reflects a commendable commitment to sharing details of the project through basic information and decorations	The presentation is on-topic and offers some good points, though it would benefit from greater exploration and detail. The content of the tri-fold reflects compliance but minimal insight. The images may be basic or not particularly effective.
Described group members roles	Clearly explains contribution of chapter members.	Contribution of chapter members somewhat ambiguous.	Contribution of chapter members not clear.
Structure	The presentation and visual aid reflect a truly impressive, nuanced command of how to clearly communicate key information about the projects' significance to an audience. The presentation is successfully and strategically sequenced.	The presentation and visual aid reflect a largely successful effort to convey the significance of the project.	The presentation and visual aid follow a traditional structure without evidence of further ambition or execution. It is direct and on-topic.
Presence	<p>The speaker's sustained eye contact, effective posture, and professional demeanor expertly complement the substance of the presentation to deliver maximum possible impact to the listener.</p> <p>The visual aid enhances the presentation.</p>	<p>The speaker's mostly sustained eye contact, positive posture, and pleasant demeanor complement the content of the presentation quite well.</p> <p>The visual aid complements the presentation.</p>	<p>The speaker's inconsistent eye contact, posture, and demeanor reflect a straightforward recital of the material.</p> <p>The speaker could do more to fully capitalize on the added impact possible with a focused, sustained presence.</p> <p>The visual aid is relevant to the presentation.</p>
Q&A	The contestant's responses demonstrated consistent thoughtfulness and professional caliber insight, rooted in reflexivity about the project. The contestant displays impressive, professional level depth of knowledge and understanding.	The contestant's responses demonstrated thoughtfulness and reflected successful attempts to address most of the material posed to him/her. The contestant displays some substantive knowledge and understanding of the selected project.	The contestant's responses reflected a broad spectrum of levels of quality from answer to answer.

Written Summary of Project

	10 - 7 Accomplished	6 - 4 Commendable	3 - 1 Developing
Mechanics & Professionalism	<p>Reflects a professional-quality document.</p> <p>Contains no errors in mechanics (spelling, grammar, punctuation, formatting, capitalization).</p>	<p>Reflects a commendable, student-level document with one or two errors in mechanics (spelling, grammar, punctuation, formatting, capitalization).</p>	<p>Reflects a document in need of some proofreading and/or revision.</p> <p>Contains three or four errors in mechanics (spelling, grammar, punctuation, formatting, capitalization).</p>

Overall Impact

	10 - 7 Accomplished	6 - 4 Proficient	3 - 1 Developing
Overall Impact	<p>The project idea was outstanding and was successful in achieving the intended impact and will likely have future impacts as well.</p>	<p>The project idea was commendable and somewhat successful in achieving the intended impact.</p>	<p>The project idea was a good idea but needed more development to achieve the intended impact.</p>

Length

	5	3	1
Time	<p>Presentation was between four and five minutes.</p>	<p>Presentation was more than three minutes and less than four minutes</p>	<p>Presentation was less than three minutes or longer than five minutes.</p>

PROJECT VISUALIZE

FEEDBACK & TALLY SHEET

Guideline Adherence			Score		
	Adheres	Does Not Adhere	J1	J2	J3
Summary Sheet	5	0			
Title of Project on board	5	0			
Purpose and Objectives	5	0			
Description of Activities	5	0			
Description of Chapter Involvement	5	0			
Board Size	5	0			

Creativity				Score		
	Accomplished	Proficient	Developing	J1	J2	J3
Embellishments	5	4 - 3	2 - 1			
Neatness	5	4 - 3	2 - 1			
Originality of Ideas	5	4 - 3	2 - 1			
Overall Creativity	5	4 - 3	2 - 1			

Presentation				Score		
	Accomplished	Proficient	Developing	J1	J2	J3
Depth	5	4 - 3	2 - 1			
Described group member roles	5	4 - 3	2 - 1			
Structure	5	4 - 3	2 - 1			
Presence	5	4 - 3	2 - 1			
Q&A	5	4 - 3	2 - 1			

Written Summary of Project				Score		
	Accomplished	Proficient	Developing	J1	J2	J3
Mechanics & Professionalism	10 - 7	6 - 4	3 - 1			

Overall Impact				Score		
	Accomplished	Proficient	Developing	J1	J2	J3
Overall Impact	10 - 7	6 - 4	3 - 1			

Length				Score		
	4 - 5 Minutes	3 - <4 Minutes	Less than 3 minutes or over 5 minutes	J1	J2	J3
Length	5	3	1			

FINAL SCORE : / 100	ACTUAL TIME :	TOTALS	J1	J2	J3

Student Feedback		
Judge 1	Judge 2	Judge 3