

TEXAS ASSOCIATION OF FUTURE EDUCATORS COMPETITIVE EVENTS

GENERAL INFORMATION FOR ALL EVENTS

(Event specific information begins on page 4)

Failure to follow the stated guidelines may result in disqualification of student competing.

All students wishing to compete in TAFE or Educators Rising events must complete the following:

- Be an active paid member of Educators Rising for the current school year. To join as a National Active level member, [click here](#) to create your account and then complete the online application and purchase process. Additionally - your chapter must have paid its TAFE State Dues for the current school year. **TAFE State dues must be paid in full by November 1st.**
- Register to attend your TAFE Area Conference or the TAFE Teach Tomorrow Summit. **Registration for the conference does not register your students for competitive events.**
- Sign up to compete in competitive events and submit all required materials by the stated deadline on the TAFE [Guidelines & Rubrics](#) page located on the [TAFE Website](#).

GENERAL RULES & REGULATIONS


NOTE: General rules and regulations apply to all competitive events and are in addition to each event's specific guidelines.

Eligibility

- Competitors must be a paid active-level student member of Educators Rising prior to competing at an Area or State Conference.
- Competitors can only compete in 3 events of which no more than 2 can be national events. ELF Test, Student of the Year, and Breakout Session do not count as part of the 3 events.
- For Educators Rising National Events, the Top 10 highest scoring entries in each level will be eligible to compete at the Educators Rising National Conference. In addition to being in the Top 10, students must have earned 70% of available points at Area to advance to State and 80% of available points at State to advance to Nationals.
 - Students may only compete in one individual event and one team event at the Educators Rising National Conference. Dual events count as an individual event.

Competitive Event Entries

- All submitted materials must reflect original work from the 2023-2024 school year. Materials that may have been created or submitted in previous years are **ineligible**. All competitors must complete a [Statement of Originality](#) form for each event they are participating in.
- Each competitive event guideline will identify what materials are required for submission prior to the conference. Failure to submit required materials by the deadline will result in disqualification. Files should be uploaded using this template for a file name: **division.schoolinitials.eventabbreviation for example: JV.RRHS.ED**
- All video files that are submitted in advance must be uploaded to [YouTube](#). All competitors should also have the video available offline on their computer or on a flash drive.
- All presentations or presentation resources should be available for offline use. Internet access may not be available at all locations.



TEXAS ASSOCIATION OF FUTURE EDUCATORS COMPETITIVE EVENTS

Levels of Competition

- The breakdown of grades noted below is used to designate levels for competitive event entries. Not all competitive events are open to all divisions. Please refer to the event guidelines to check the levels eligible to compete in that event. Teams consisting of students from varying grade levels should be registered in the level of the most senior member.
 - **Middle School** - Grades 7 & 8
 - **Junior Varsity** - Grades 9 & 10
 - **Varsity** - Grades 11 & 12
 - **Collegiate** - Undergraduate Students
 - **Special Edition** - This is for students who have an IEP. It is specifically designed to accommodate special needs students who require accommodations to compete.

Conference Registration, Attendance, & Participation in Events

- Teacher leaders must login to the TAFE website and register for the conference they are attending. **Registration for the conference does not register your students for competitive events.** Please follow the instructions provided on the [TAFE Website](#) to register for competitive events. Students whose teacher leader fails to register for the conference or competitive events before the deadline will not be allowed to attend or compete.
- Competitors should observe professional dress as defined by the [Dress Code Compliance Form](#). Students will not be allowed to compete if they are not compliant with the dress code. By attending any TAFE sponsored event or conference, you agree to be compliant with the dress code.
- **Judges scores are final - Teacher Leaders, Chaperones, and Parents are prohibited from approaching judges to discuss scoring or feedback.** If a school/district is found in violation of this, they will lose IN GOOD STANDING status with the TAFE association. All questions or concerns should be brought to the attention of the officers and/or TAFE Staff putting on the event.
- The schedule of competitors will be followed as closely as possible. Please understand that events can run behind and ahead of schedule throughout the day. Please be sure and follow all forms of TAFE communication so you do not miss the opportunity to compete.

Designation of Awards


- Students will receive awards based on the number of points scored on the event rubric. All those receiving a certificate will be recognized on screen during the Closing General Session at the Teach Tomorrow Summit. Awards will be given as follows. The following awards will be given at Area & State Conferences:
 - **National Qualifier** (Varying criteria - State Conference Only)
 - **State Qualifier** (Area conference Only)
 - **Gold Certificate** (90% to 100% of total points awarded only at State)
 - **Silver Certificate** (80% to 89% of total points awarded only at State)
 - **Bronze Certificate** (70% to 79% of total points awarded only at State)
 - **Did Not Place** (0% to 69% of total points awarded only at State)

Area TAFE Conference To-Do List

- Register for your local conference (**September 28, 2023 - October 10, 2023**)
- Register for competitive events (**September 28, 2023 - October 10, 2023**)

State TAFE Conference To-Do List

- Register to attend the 2023 TAFE State Conference (**December 11, 2023 - January 26, 2024**)
- Register for a time to compete at the 2023 TAFE State Conference (**January 29, 2024 - February 2, 2024**)



TEXAS ASSOCIATION OF FUTURE EDUCATORS COMPETITIVE EVENTS




TEACHER CREATED MATERIALS CONTEST SPECIAL EDITION

Entries Per School	2 entries in each of the three levels (elementary, middle/high school)
Type of Event	Individual or Dual (1-2 members may present) with or without an assistant
State Competition	Yes
National Competition	No
National Education and Training Career Cluster Knowledge and Skill Statements	ESS02, ESS03, ESS07, ESS10, EDC01, EDC02, EDC03, EDC07
Principles in Education and Training TEKS	b4, 1B, D
Human Growth and Development TEKS	b4, 1A-I, 4F; 5F, D; 6F; 7G
Instructional Practices in Education and Training TEKS	b4, 1A-J; 3A-D; 5B-C, E-F
Practicum in Education and Training TEKS	b4, 1A-J; 3A-D; 5A-E
Child Development TEKS	b4, 6B, 7A-C; 8A, D
Child Guidance TEKS	b4, 1 A, C 4 A, C, 10E
College and Career Readiness Skills	ELA: I A, III A-B, IV A-B. V A-C; Cross-disciplinary IA-1, IIB-1, 2, 3; C-6, 8; E-2, 3, 4

NOTE: The TEKS were selected from the Education and Training Career Cluster and the Human Services Career Cluster (specifically child development and child guidance) that were most applicable regardless of the specific project/topics selected for each event. However, depending on the specific projects, other TEKS might also apply.

OBJECTIVE: To provide students an opportunity to practice their presentation skills and communicate their ideas to their peers and adults by presenting their teaching materials/manipulatives. To provide students an opportunity to highlight the importance of creating activities that engage learning. To share ideas and approaches of various types of teaching materials.

OVERVIEW: Teacher Created Materials encompasses all the materials and physical means a teacher might use to implement a lesson and facilitate the students' achievement of the objectives. This may include materials such as flip charts, board games, folder games, puppets, lap books, etc.... The Teacher Created Materials Contest is an individual or dual event that recognizes participants who demonstrate their knowledge, skills, and ability to create a resource that can be used for teaching and/or for student interaction. Participants must create a teaching material display and an oral presentation introducing the display and summarizing how it could be used in a classroom setting to teach a lesson. (The display is not a bulletin board and does not have to be on a display board.)




TEXAS ASSOCIATION OF FUTURE EDUCATORS COMPETITIVE EVENTS

CONTEST GUIDELINES:

- **Teacher Created Materials**
 - Each chapter may submit up to 2 entries in each of the three levels (elementary, middle school and high school) for the area competition.
 - B. One to two students may present this display, but if two students present, they must have an equal part in the presentation.
 - C. Chapters must indicate on their conference registration form the number entering this event.
 - D. Registration will be handled according to each area's guidelines.
 - E. Contestants receiving a score of 90-100 will be recognized on stage during the final general session and advance to state.
 - F. After receiving the Judge's Rubrics, the state qualifiers can make any needed corrections before going to state.)
- **Display and Presentation**
 - The display should include
 - Summary Sheet in a folder: (included with display)
 - Name/s of the individual/team members
 - Name of school, School district, Town/City
 - TEK/S
 - Instructional Objective/s
 - Target Audience and size of audience
 - Directions on how the teacher and students will interact with the display
 - Teacher Created Material
 - Items used to create the teaching materials may be purchased, hand designed, stenciled, die cut or computer generated.
 - The display is not a bulletin board and does not have to be on a display board. The teacher created material and summary sheet can be displayed on a table but must fit within a 36" length.
 - Contestants will be given up to five (5) minutes to present their Teacher Created Material display. At the end of five (5) minutes, contestants will be stopped.
 - Presentation must include
 - Information from the Summary Sheet
 - Educational Significance (How the teacher created material could be used in a classroom to teach or reinforce a lesson.)
 - Benefit this teaching material has to students and to teachers
 - Following the presentation, the judges will have 5 minutes for questioning. This is an opportunity for the judges to ask questions to correct any judging errors before final ribbons are awarded.
 - Contestants will take their teacher created materials with them after the presentation.

CONTEST JUDGES' INFORMATION

- **Both Area and State:**
 - The judging panel will consist of 1-2 adults and 1 student. (It is suggested that there be a panel of judges for every 10 displays.)
 - The contestants will have five (5) minutes to give their presentations and should be stopped at the end of the five (5) minutes. The timekeeper will give a one (1) minute warning after four (4) minutes have passed, and a thirty (30) second warning when thirty (30) seconds are remaining. At the end of five (5) minutes, a STOP sign will be held up and contestants will be asked to stop.



TEXAS ASSOCIATION OF FUTURE EDUCATORS **COMPETITIVE EVENTS**

- After the presentation, judges will have five (5) minutes to ask questions and finish their scoring sheet. If something was missed during the presentation, this is time to ask questions and get clarification. Each judge will prepare a Judge's Rubric for each competitor.
- The contestants will be judged against a standard of excellence rather than against each other.
- The same set of judges must judge the teaching materials/manipulatives and the presentation.

- **Area:**
 - Teams scoring 90-100 are state qualifiers
 - Facilitators will follow the guidelines set up by their Area.

- **State:**
 - Facilitators will follow the General Instructions for Facilitators.
 - Judges will follow the General Instructions for Judges.



TEACHER CREATED MATERIALS CONTEST Judge's Rubric



Level of Project (elementary or secondary school) _____

Contestants' Names: _____

Contestants' School _____ City _____

Teacher Leader's Name _____ Teacher Leaders' Cell# _____

I. DISPLAY: (50 POINTS)

In this section, points are awarded if it is on the summary sheet/board and visible.

- | | | | | |
|--|---|---|---|-------|
| A. Summary sheet includes the following: | | | | |
| 1. | Name of individual/team members | 0 | 5 | _____ |
| 2. | Name of school, school district | 0 | 5 | _____ |
| 3. | Town/city | 0 | 5 | _____ |
| 4. | TEK/S included | 0 | 5 | _____ |
| 5. | Instructional Objective/s | 0 | 5 | _____ |
| 6. | Target audience | 0 | 5 | _____ |
| 7. | Directions on how to interact with the display | 0 | 5 | _____ |
| B. Design of the project | | | | |
| 1. | Elements of Design: effective use of color, lettering and materials | 0 | 5 | _____ |
| 2. | Interactive: Allows for student response and feedback | 0 | 5 | _____ |
| 3. | Display space does not exceed 36" in length on a table. | 0 | 5 | _____ |

II. PRESENTATION: (50 POINTS - can have a spokesperson or support person if needed)

- | | | | | | | |
|---|--|---|---|---|---|----|
| A. Educational significance | | | | | | |
| 1. | Stated title of project | 2 | 4 | 6 | 8 | 10 |
| 2. | Presented information from summary | 2 | 4 | 6 | 8 | 10 |
| 3. | Presented how it will be used in the classroom | 2 | 4 | 6 | 8 | 10 |
| B. Time (finished within the 5-minute presentation) | | | | | | 10 |
| C. Professional Appearance | | 2 | 4 | 6 | 8 | 10 |

TOTAL SCORE – (100 points possible) _____

COMMENTS: (Please comment liberally).

Actual Time _____

Judge's initials: _____