



TEXAS ASSOCIATION OF FUTURE EDUCATORS COMPETITIVE EVENTS

GENERAL INFORMATION FOR ALL EVENTS

(Event specific information begins on page 4)

**Failure to follow stated guidelines may result in disqualification of student competing.
For a complete list you can view the [TAFE Policies and Procedures](#).**

All students wishing to compete in TAFE or Educators Rising events must complete the following:

- Be an active paid member of Educators Rising for the current school year. To join as a National Active level member, [click here](#) to create your account and then complete the online application and purchase process. Additionally - your chapter must have paid its TAFE State Dues for the current school year. **TAFE State dues must be paid in full by November 1st.**
- Register to attend your TAFE Area Conference or the TAFE Teach Tomorrow Summit. **Registration for the conference does not register your students for competitive events.**
- Sign up to compete in competitive events and submit all required materials by the stated deadline on the TAFE [Guidelines & Rubrics](#) page located on the [TAFE Website](#).

GENERAL RULES & REGULATIONS

NOTE: General rules and regulations apply to all competitive events and are in addition to each event's specific guidelines.

Eligibility

- Competitors must be a paid active-level student member of Educators Rising prior to competing at an Area or State Conference.
- Competitors can only compete in 3 events of which no more than 2 can be national events. ELF Test, Student of the Year, and Breakout Session do not count as part of the 3 events.
- For Educators Rising National Events, the Top 10 highest scoring entries in each level will be eligible to compete at the Educators Rising National Conference. In addition to being ranked, students must have earned 70% of the available points, then ranked in the top 5 at Area to advance to State and 80% of the available points and ranked in the top 10 at State to advance to Nationals.
 - *Students may only compete in one event at the Educators Rising National Conference.*

Competitive Event Entries

- All submitted materials must reflect original work from the 2024-2025 school year. Materials that may have been created or submitted in previous years are **ineligible**. All competitors must complete a [Statement of Originality](#) form for each event they are participating in.
- Each competitive event guideline will identify what materials are required for submission prior to the conference. Failure to submit required materials by the deadline will result in disqualification. Files should be uploaded using the competitor's **FORM ID found on the 2025 TTS Database**.
- All video files that are submitted in advance must be uploaded to [YouTube](#).
- For area conferences:
 - All competitors should have the video available offline on their computer or on a flash drive.
 - All presentations or presentation resources should be available for offline use. Internet access may not be available at all locations.



TEXAS ASSOCIATION OF FUTURE EDUCATORS COMPETITIVE EVENTS

Levels of Competition

- The breakdown of grades noted below is used to designate levels for competitive event entries. Not all competitive events are open to all divisions. Please refer to the event guidelines to check the levels eligible to compete in that event. Teams consisting of students from varying grade levels should be registered in the level of the most senior member.
 - **Middle School** - Grades 7 & 8
 - **Junior Varsity** - Grades 9 & 10
 - **Varsity** - Grades 11 & 12
 - **Collegiate** - Undergraduate Students
 - **Special Edition** - This is for students who have an IEP. It is specifically designed to accommodate special needs students who require accommodation(s) to compete.

Conference Registration, Attendance, & Participation in Events

- Teacher leaders must login to the TAFE website and register for the conference they are attending. **Registration for the conference does not register your students for competitive events.** Please follow the instructions provided on the [TAFE Website](#) to register for competitive events. Students whose teacher leader fails to register for the conference or competitive events before the deadline will not be allowed to attend or compete.
- Competitors should observe professional dress as defined by the [Dress Code Compliance Form](#). Students will not be allowed to compete if they are not compliant with the dress code. By attending any TAFE sponsored event or conference, you agree to be compliant with the dress code.
- **Judges scores are final - Teacher Leaders, Chaperones, and Parents are prohibited from approaching judges to discuss scoring or feedback.** If a school/district is found in violation of this, they will lose IN GOOD STANDING status with the TAFE association. All questions or concerns should be brought to the attention of the officers and/or TAFE Staff putting on the event.
- The schedule of competitors will be followed as closely as possible. Please understand that events can run behind and ahead of schedule throughout the day. Please be sure and follow all forms of TAFE communication so you do not miss the opportunity to compete.

Designation of Awards


- Students will receive awards based on the number of points scored on the event rubric. All those receiving a certificate will be recognized on screen during the Closing General Session at the Teach Tomorrow Summit. Awards will be given as follows. The following awards will be given at Area & State Conferences:
 - **National Qualifier** (Varying criteria - State Conference Only)
 - **State Qualifier** (Area conference Only)
 - **Gold Certificate** (90% to 100% of total points awarded only at State)
 - **Silver Certificate** (80% to 89% of total points awarded only at State)
 - **Bronze Certificate** (70% to 79% of total points awarded only at State)
 - **Did Not Place** (0% to 69% of total points awarded only at State)

Area TAFE Conference To-Do List

- Register for your local conference (**September 30, 2024 - October 14, 2024**)
- Register for competitive events (**September 30, 2024 - October 14, 2024**)
- **For Bulletin Board and Project Visualize, submit a photo and summary sheet for an Originality Pre-Submission no later than the day before your area conference.**

State TAFE Conference To-Do List

- Register to attend the 2024 TAFE State Conference (**December 9, 2024 - January 17, 2025**)
- Submit Prescored materials by **January 24, 2025 @ 5:00pm**
Register for a time to compete at the 2024 TAFE State Conference (**January 20, 2025 – January 24, 2025**)



TEXAS ASSOCIATION OF FUTURE EDUCATORS COMPETITIVE EVENTS




PROJECT VISUALIZE CONTEST SPECIAL EDITION

Entries Per School	2 entries per division per 7 TAFLES Area
Type of Event	Individual or Dual
State Competition	Yes
National Competition	No
National Education and Training Career Cluster Knowledge and Skill Statements	ESS02, ESS03, ESS07, ESS10, EDC01, EDC02, EDC03, EDC07
Principles of Education and Training TEKS	b4, 1A-J
Human Growth and Development TEKS	b4, 1A-J
Instructional Practices in Education and Training TEKS	b4, 1A-J; 4A-B; 8A-C; 9B
Practicum in Education and Training TEKS	b4, 1A-J; 4A-B; 5A-G; 7A-C); 8A-C; 9B
Child Development TEKS	b4, 1A-E
Child Guidance TEKS	b4, 1D; 10E-F

NOTE: The TEKS were selected from the Education and Training Career Cluster and the Human Services Career Cluster (specifically child development and child guidance) that were most applicable regardless of the specific project/topics selected for each event. However, depending on the specific projects, other TEKS might also apply.

OBJECTIVE: To develop chapter creativity, teamwork, time management, public speaking skills and organization skills by giving students an opportunity to highlight and present one of their local chapter projects. To share ideas and approaches to various TAFE project areas. To encourage chapters to participate at the state level. Allow students the opportunity to practice writing project summaries.

OVERVIEW: The Project Visualize Contest is a dual event with or without an assistant that recognizes participants who illustrate one of their chapter's projects. Chapters may choose to enter one project for each of the seven TAFLES areas. Contestants will thematically construct a cardboard tri-fold display (36" x 48"). Participants must prepare a display and an oral presentation introducing the display and summarizing the project.



TEXAS ASSOCIATION OF FUTURE EDUCATORS COMPETITIVE EVENTS

CONTEST GUIDELINES:

• Display

- Each chapter may submit up to 1 entry for each of the TRAFLES areas at the area competition.
- Two students must present this display, and they must have an equal part in the presentation.
- Registration will be handled according to each area's guidelines.
- Contestants receiving a score of 90-100 will be recognized during the final general session and will be qualified to advance to state.
- After receiving the Judge's Rubrics, the state qualifiers can make any needed corrections before going to state.
- The project will be depicted on a tri-fold display measuring 36" h x 48" w.
 - All information being considered must be on the front side of the trifold (attached to the trifold board).
 - Attachments or decorations may not extend more than 6 inches beyond the cardboard display edges.
 - The depth of the display cannot be more than 10".
- The display should include
 - Summary Sheet: (See diagram below for proper placement of following information) on the lower right side of the trifold
 - Name of school, school district, chapter size, town/city
 - 300 - 500-word summary of the project that includes:
 - Purpose and objectives
 - Brief description of the activities
 - Description of involvement of chapter members, other students, other organizations, faculty, and the community
- Name of project and selected TRAFLES area (choose only one area) printed on trifold. ***
- Pictures or illustrations of the project.
 - Items on the display may be purchased, hand designed, stenciled, die cut or computer generated.


• Presentation

- Contestants will be given up to five (5) minutes to present their Project Visualize. At the end of five (5) minutes, contestants will be stopped.
- Presentation must include information from the Summary Sheet.
- Following the presentation, the judges will have five (5) minutes for questioning. This is an opportunity for the judges to ask questions to correct any judging errors before final ribbons are awarded.
- Project Visualize (TRAFLE) contestants may choose to dress in costumes worn during their project. For example, if a group did a fairytale reading night and they dressed up like characters from the fairytales they were reading, those costumes could be used in the contest presentation.

CONTEST JUDGES' INFORMATION

• Both Area and State:

- The judging panel will consist of 1-2 adults and 1 student. (It is suggested that there be a panel of judges for every 10 displays.)
- The contestants will have five (5) minutes to give their presentations and will be stopped at the end of the 5 minutes. The timekeeper will give a one (1) minute warning after four (4) minutes have passed, and a thirty (30) second warning when thirty (30) seconds are remaining. At the end of five (5) minutes, a STOP sign will be held up and contestants will be asked to stop.



TEXAS ASSOCIATION OF FUTURE EDUCATORS **COMPETITIVE EVENTS**


- After the presentation, judges will have five (5) minutes to ask questions and finish their rubric. If something was missed during the presentation, this is time to ask questions and get clarification. Each judge will prepare a Judge's Rubric for each competitor.
- The contestants will be judged against a standard of excellence rather than against each other.
- The same set of judges must judge the display and the presentation.

- **Area:**
 - 90-100 are state qualifiers.
 - Facilitators will follow the guidelines set up by their area.

- **State:**
 - Facilitators will follow the General Instructions for Facilitators.
 - Judges will follow the General Instructions for Judges.



PROJECT VISUALIZE Judge's Rubric



Level (circle one): Teaching Recreation Appreciation Fundraising Leadership Education Service

Contestants' Names: _____

Contestants' School: _____ City _____

Teacher Leader's Name _____ Teacher Leaders' Cell # _____

I. DISPLAY: (50 POINTS)

A. Summary Includes

1. Introduction of individual/team members	0	5	10
2. Name of TRAFLE represented	0	5	10
3. How your TAFE chapter was involved	0	5	10

B. Design of the project

1. Colorful	0	5	10
2. Board size does not exceed 36" x 48"	0	5	10

II. PRESENTATION: (50 POINTS) Can use a spokesperson if needed.

A. Explanation of the project	2	4	6	8	10
B. Stated TRAFLE and how relates to project	2	4	6	8	10
C. Stated how the project impacted the school, staff, or community	2	4	6	8	10
D. Presented how the project was implemented (steps)	2	4	6	8	10
E. Followed professional dress guidelines	1	2	3	4	10

TOTAL SCORE - 100 points (Add up of all scores) _____

COMMENTS: (Please comment liberally).

Actual Time _____

Judge's initials: _____

Updated 9/12/2019